

2017 new balance athletics series

may 20, 28 & June 4 @ foothills athletic park

meet director: Doug Lamont **meet manager:** Jason Lindsay

sanctioned by: Athletics Alberta **offered by:** Calgary Track Council

partnerships: New Balance Canada and Gord's Running Store



NBAS 2017 information

Featuring the Voice of Alberta Track and Field: Gord Lindsay

Entry Cost: \$13 per event (This does not cover the \$5 Day of the Meet Insurance for Non-Athletics Alberta members). If accepted late entries charged \$25/event.

Registration Deadlines: This year we will be doing our entries via www.trackie.com.

Entries must be in before noon on the following dates: May 16, May 24 & June 7

Day of the Meet Entries: are accepted at the meet directors discretion and or if there is space in the event. If accepted late entries will be charged an additional \$10 and must be paid with cash.

Where: @ Foothills Athletic Park

Facility: Versaturf surface for the oval and run-ups; 6mm maximum spike length; Concrete throwing circles.

Timing by: Finishlynx

Results by: Hytek Meet Manager - Follow the results at turtletiming.com

LiveResults: www.calgarytrackcouncil.com/NewBalance2017/

Seeding: Computerized seeding the day of competition.

schedules

Schedule guidelines: Events run approximately 1/2 hour per event. The listed order of events is the order of competition.

Final Schedule: will be posted on the day before the meet at www.calgarytrackcouncil.com.

Open athletes will compete first then midgets (master's competitors to compete with midgets (unless otherwise specified).

We are unable to accommodate requests for additional events into our schedules.

In the case of bad weather, a decision will be made to go ahead with the meet or cancel by 5 hours before the start of the meet. The information will be posted at www.calgarytrackcouncil.com.

NBAS 2017 notes

- 150's in the second and third meets to celebrate Canada's sesquicentennial! These are non-scoring for the Series. However, we are awarding \$150 for the overall winner in each men's and women's 150 in both meets.
- We will make every effort to switch directions to get a positive wind for the sprints. Decision will be made 1 hour before by the meet management.
- Three attempts maximum for horizontal jumps and throws, unless there is time permitting. If time permits, the top 4 male and female jumpers and throwers will be awarded an additional 3 attempts.
- \$50 cash prizes will be awarded for breaking existing open records under legal conditions (new events will not be considered). Additional \$50 for breaking a senior provincial record!
- Check-in Procedure: All track athletes must check-in at the starting line. There will be no additions made at the start line. No exceptions!
- Field events competitors must check in at the event.
- Youth / junior / masters athletes may be accommodated for hurdle heights and for throwing implements. These events will not be scored.



**Meet 1: Saturday, May 20
from 12:00 to 4:00**

Open

Sprint Hurdles, 100m, 800m, 200m, 2000m S/C
Long Jump, Pole Vault, Shot Put, Javelin

Midget

Sprint Hurdles, 100m, 800m, 200m, 1500m S/C
High Jump, Shot Put, Javelin


**Meet 2: Sunday, May 28
from 12:00 to 4:00**

Open

400mH, 3000m, 100m Heats, 1500m, 100m Final, 400m, 150m
High Jump, Triple Jump, Pole Vault, Shot Put, Discus

Midget

200mH, 100m, 1200m, 300m, 150m
Long Jump, Shot Put Discus




**Meet 3: Sunday, June 4
from 12:00 to 4:00**

Open

Sprint Hurdles, 400m, 1500SC, 100m, 800m, 150m
Long Jump, High Jump, Shot Put, Hammer

Midget

Sprint Hurdles, 2000m, 300m, 100m, 800m, 150m
Triple Jump, Shot Put, Hammer





athletics grand prix and finale

Male and Female: 1st \$500, 2nd \$250, 3rd \$150, 4th \$100, 5th \$50

Athletes will be awarded points for overall event placing (not performance)

Scoring is as follows:

- Only your top 4 placings (open events only) count towards the point standings. You don't need to compete in all of the meets to be eligible for the prize money.
- Points are awarded for top 8 places in each open event as follows:
1st = 10pts, 2nd= 8pts, 3rd= 6pts, 4th= 5pts, 5th= 4pt, 6th= 3pts, 7th= 2pts, 8th= 1pt
- You must be born in 1997 or earlier to be eligible.
- Ties will be broken based on the highest score (IAAF points tables) during the **new balance finale**.
- You must be present at the **new balance finale** to win your prize money!
- Top male or female performances (as voted on by meet management) will receive a \$100 cheque in each of the following event areas for each meet:
 - sprints/hurdles
 - jumps
 - throws
 - distance
- Overall performance of the meet will receive an additional \$100 bonus.

midget grand prix notes


- For athletes aged 15 and under as of December 31, 2017. (Born in 2002 or later)
- Points are scored in each event an athlete competes in. Totals are tallied throughout the series.

**BBQ's and door prizes upon the conclusion of the final event of meets.
Coaches, volunteers, officials and athletes are all welcome!**




new balance

athletics series meet records



as of May 2017

Records are Open Events Only (under legal conditions)

Men's Records

100m.	10.27	Brad McQuaig	1999
200m.	20.82	Brian Barnett	2009
400m.	46.43	Andrew Dargie	2008
110mH.	14.51	Jonathan Hylton	2001
400mH.	51.71	Trent Ratzlaff	2007
800m.	1:49.98	David Holm	2012
1000m.	2:31.59	Alex James	2014
1500m.	3:53.65	Scott Arnold	2006
Mile	4:09.37	Scott Nicol	2012
2000m.	5:42.01	Gareth Hadfield	2014
3000m.	8:31.21	Kip Kangogo	2002
1500 SC	4:20.69	Gareth Hadfield	2016
2000 SC	5:56.91	Gareth Hadfield	2015
3000 SC	9:30.93	Paul Chafe	2006
LJ	7.20m.	Scott Kimmins	1997
HJ	2.10m.	Jesse Lipscombe	2008
TJ	16.06m.	Oral O'Gilvie	1999
PV	5.25m	Derek Theodore	2016
SP	16.20m.	Matt Doherty	2008
DT	51.82m.	Kris Watson	1997
JT	74.51m.	Kyle Nielson	2014
HT	71.03m.	James Steacy	2014
4x 100m.	43.55	CITC	2007
4x 400m.	3:23.40	CITC	2005
4x 800m.	8:04.51	CALTAF	2005

Women's Records

100m.	11.54	Kaltouma Nadjina	2009
200m.	23.38	Kaltouma Nadjina	2005
400m.	51.65	Kaltouma Nadjina	2001
100mH.	13.41	Jessica Zelinka	2015
400mH.	59.96	Sage Watson	2011
800m.	2:07.52	Malindi Elmore	2004
1000m.	3:02.60	Claire Sumner	2014
1500m.	4:29.67	Shannon Slater	2004
Mile	4:58.16	Sarah MacArthur	2015
3000m.	9:29.59	Jessica O'Connell	2016
1500 SC	4:57.93	Tara Dressler	2007
2000 SC	7:06.69	Emma Neigel	2015
LJ	6.16m.	Nikki Oudenaarden	2015
HJ	1.83m.	Rachel Machin	2012
TJ	11.68m.	Christina Livingston	1997
PV	4.35m.	Kelsie Hendry	2009
SP	16.92m.	Taryn Suttie	2015
DT	55.02m.	Rachel Andres	2016
JT	59.12m.	Liz Gleadle	2012
HT	67m.	Heather Steacy	2015
4x 100m.	47.07	CITC	2005
4x 400m.	4:03.00	CALTAF	2010
4x 800m.	9:20.32	UCAC	2005